ROCKSTAR ACADEMY

CREATING FUTURE LIFE CHAMPIONS

GUIDE BOOK

11TH CHEERLEADING ANNUAL RECITAL 2026

www.rockstaracademy.com | @rockstaracademyindonesia | @rockstaracademyofficial

GENERAL INFORMATION

CHEERLEADING RECITAL 2026

CHEER GOES GLOBAL

CHEERLAEADING
2 SHOWS
SESSION 1 & 2

EVENT DATE

SATURDAY, 14 NOVEMBER 2026

THE UBM GRAND AUDITORIUM UNIVERSITAS BUNDA MULIA

REGISTRATION

Participants Acceptance: **1 July - 1 October 2026**

Registration Fee - **Rp 50.000**,- at every Academy's Front Desk

Tickets to the show are now available at **Tiket.com**

SESSION SCHEDULE

SESSION 1

- Kemang Village
- Mall of Indonesia
- Gandaria City
- LOTTE MART Bintaro
- Living World Alam Sutera
- Trans Studio Cibubur
- Grand Metropolitan Bekasi
- 23 Paskal Bandung
- AEON MALL Deltamas
- LIPPO PLAZA Ekalokasari Bogor

SESSION 2

- Kota Kasablanka
- Central Park 2
- Lippo Mall Puri
- PIK Avenue
- Pluit Village
- AEON MALL Sentul City
- AEON MALL BSD City
- LIPPO Icon Gajah Mada
- Pesona Square Depok
- Ciputra World Surabaya
- Hampton Square Serpong

PARTICIPANT RECRUITMENT PROCESS

Audition for Main Character → Distribution of Invitations for Perfomers → Registration for Recital Performers

SCHEDULES & VENUES

GENERAL REHEARSALS

Sunday, 11 October 2026
Sport Court, RockStar Academy Pesona Square

- Session 1 (10:00 - 13:00)
- Session 2 (13:00 - 16:00)

COSTUME REHEARSALS

Saturday, 24 October 2026
The UBM Grand Auditorium, Universitas Bunda Mulia

- Session 1 (10:00 - 13:00)
- Session 2 (14:00 - 17:00)

11TH ANNUAL RECITAL 2026

Saturday, 14 November 2026
The UBM Grand Auditorium, Universitas Bunda Mulia

- Session 1 (10:00 - 12:00)
- Session 2 (14:00 - 16:00)

GENERAL REHEARSALS

CHEER GOES GLOBAL | SUNDAY, 11 OCTOBER 2026

ARRIVE AT ROCKSTAR ACADEMY PESONA SQUARE,
1 (ONE) HOUR BEFORE GENERAL REHEARSAL STARTS

ENSURE YOU ARE REGISTERED
(ORGANIZE BAG STICKER BY YOURSELF)

ENTER THE VENUE AND WAIT FOR THE
FUTHER DIRECTIONS

STAND BY IN LINE AS A TEAM AT THE DESIGNATED AREA
(STAY TOGETHER WITH YOUR TEAM AT ALL TIMES)

FOLLOW THE GENERAL REHEARSAL PROCESS
(SEE SCHEDULE)

ARRIVAL & PREPARATION

1. Ensure you have registered to the Recital.
   Our team will follow up and contact you for the registration.
2. Registration Desk located at RockStar Academy Pesona Square.
3. Every student is allowed to bring only 1 (one) bag. Please keep all belongings inside the bag (water bottle, snacks, etc.).
4. Parents/Guardians are not allowed to enter the Waiting & Rehearsal Area.
5. Students are recommended to stay with their team at all times.
6. Students are recommended to bring their own snacks and water, and not sharing food during the rehearsal time.

STANDBY TIME

1. Teams are required to wait at the designated space until their scene will be called for practice.
2. During the wait time, any participants who need to go to the restrooms must report to the PIC/Committee and Team Leader, and immediately return to the Standby Area afterwards.

GENERAL REHEARSALS TIME

1. General Rehearsal is the first chance for students from all RockStar Academy to get together and practice as a big team for the full-length show.
2. General Rehearsal will last for approximately 4-5 hours, including Break Times. Kindly check detailed rundown to check your exact rehearsal time.
3. Students are allowed to go home if their scenes are done. Only those who participate in the final scene are required to stay until the last rundown.

OTHER PROCEDURES

1. Students are recommended to wear a regular dance outfit for practice.
2. Students are recommended to bring an extra outfit (jacket, socks).
3. We recommend students NOT to bring any highly valuable items such as branded clothing, mobile phone, gadgets, or jewelry. RockStar Academy's staff are not responsible of lost or stolen items during the practice time.
4. Students must wear a T-shirt with the color that represent their Academy:

CP KK LE	GC LW	KV TC	GB MI	LP PA	AS PS	AB GM	LB PV PK	AD HS
Red	Blue	Yellow	Purple	Orange	Green	Brown	White	Black

Cheerleading Recital

ROCKSTAR ACADEMY

GENERAL REHEARSALS RUNDOWN

SESSION 1 | SUNDAY, 11 OCTOBER 2026
(KV / MI / GC / LB / LW / TC / GB / PK / AD / LE)

Stand by and Preparation : 09:00 - 10:00
Blocking and Running : 10:00 - 14:00

No.	Title	Time
0	SYNOPSIS	10:00 - 14:00
1	NATIONAL CHAMPIONSHIP FINAL	
2	THE CELEBRATION - INTERRUPTED	
3	MS. MARIA'S OFFICE	
4	THE ANNOUNCEMENT	
5	AUDITON DAY	
6	THE RESULT	
7	FIRST TEAM MEETING	
8	FIRST REHEARSAL	
9	THE CONFLICT	
10	THE BREAKING POINT	
11	COACH GIVES UP	
12	SCATTERED	
13	SHERLY REACHES OUT	
14	THE PACT	
15	ASKING FOR A SECOND CHANCE	
16	WORLD CHAMPIONSHIP	
17	AWARDING	
18	SECOND PLACE, FIRST HEART	
19	FINALE	

Cheerleading Recital

ROCKSTAR ACADEMY

GENERAL REHEARSALS RUNDOWN

SESSION 2 | SUNDAY, 11 OCTOBER 2026
(KK / CP / LP / PA / PV / AS / AB / GM / PS / CS / HS)

Stand by and Preparation : 14:00 - 15:00
Blocking and Running : 15:00 - 19:00

No.	Title	Time
0	SYNOPSIS	15:00 - 19:00
1	NATIONAL CHAMPIONSHIP FINAL	
2	THE CELEBRATION - INTERRUPTED	
3	MS. MARIA'S OFFICE	
4	THE ANNOUNCEMENT	
5	AUDITON DAY	
6	THE RESULT	
7	FIRST TEAM MEETING	
8	FIRST REHEARSAL	
9	THE CONFLICT	
10	THE BREAKING POINT	
11	COACH GIVES UP	
12	SCATTERED	
13	SHERLY REACHES OUT	
14	THE PACT	
15	ASKING FOR A SECOND CHANCE	
16	WORLD CHAMPIONSHIP	
17	AWARDING	
18	SECOND PLACE, FIRST HEART	
19	FINALE	

VENUE LAYOUT

GENERAL REHEARSALS

SUNDAY, 11 OCTOBER 2026

SPORTS COURT ROCKSTAR ACADEMY PESONA SQUARE

Jl. Ir. H. Juanda No.22a, Bakti Jaya, Sukmajaya District, Depok City,
West Java 16418
Floor 2nd, Unit #L2-A1

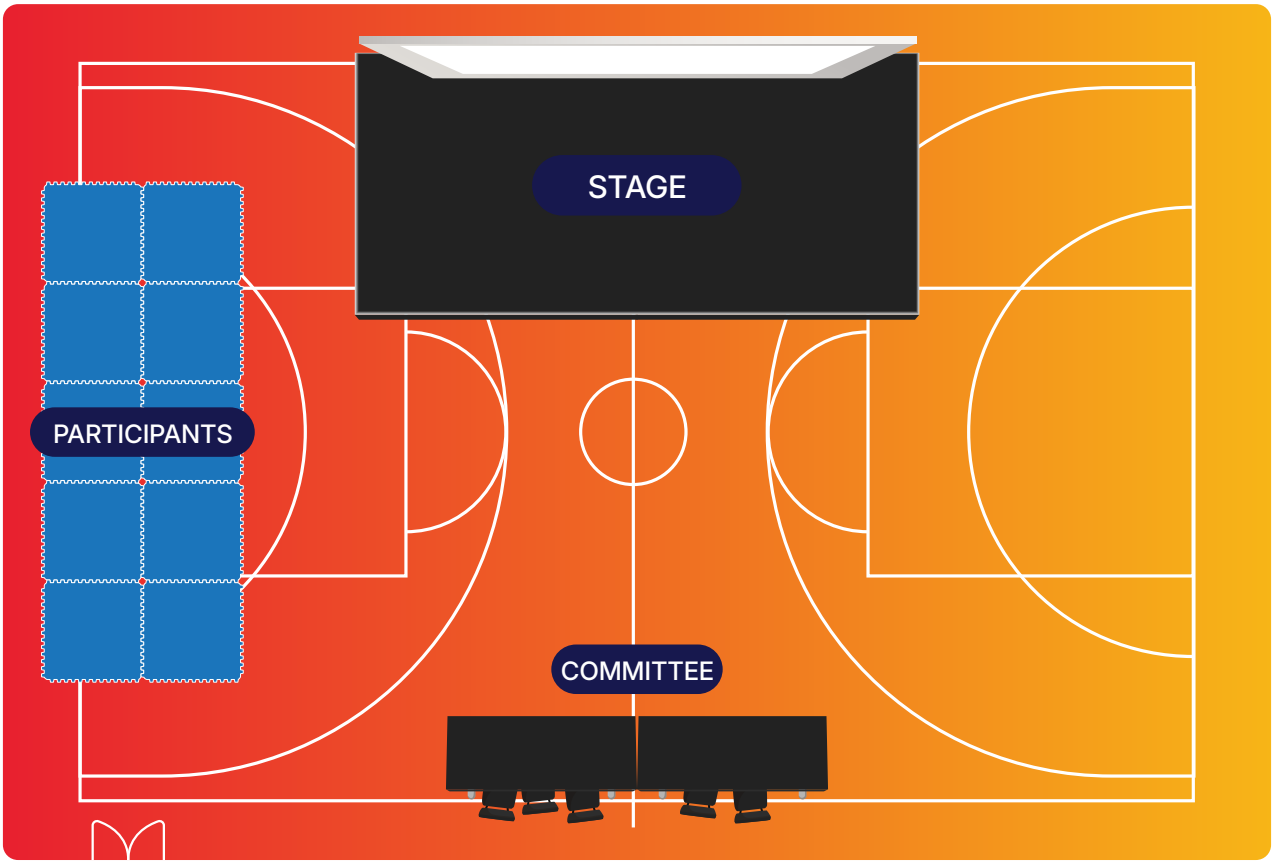

ENTRANCE

PARTICIPANT ONLY

COSTUME REHEARSALS

CHEER GOES GLOBAL | SATURDAY, 24 OCTOBER 2026

PREPARE YOUR CHILD WITH WATER, SNACKS, & THEIR COSTUME ORGANIZED IN A DEDICATED BAG.
ENSURE YOUR CHILD'S BAG HAS A STICKER OR LUGGAGE TAG

ARRIVE AT THE VENUE 60 MINUTES BEFORE COSTUME REHEARSAL STARTS

ENTER THE BACKSTAGE AREA AND FIND YOUR TEAM INSIDE

STANDBY IN LINE AS A TEAM AT THE DESIGNATED AREA INSIDE THE BACKSTAGE AREA (STAY TOGETHER WITH YOUR TEAM AT ALL TIMES)

FOLLOW THE COSTUME REHEARSALS PROCESS (SEE SCHEDULE)

ARRIVAL & PREPARATION

1. Students must pre-register at the registration desk at their Academy. Registration won't be available at the Recital venue.
2. Prepare your child with water, snacks, and their costume organized in a dedicated bag.
3. Ensure your child's bag has a sticker or luggage tag with the Academy name, your child's name, and RGP in case it gets misplaced. For lost and found items, please check with the Academy Manager.
4. Every student is allowed to bring only 1 (one) bag. Please keep all belongings inside the bag (water bottle, snacks, etc.).
5. Parents/Guardians are not allowed to enter the Backstage Area.
6. Students are recommended to stay in their team at all times. There will be crew to manage each team during Recital time.

STANDBY TIME

1. Teams are required to wait at the designated space in the Backstage Area and wait to be called by the committee.
2. During the wait time, any participants who need to go to the restrooms must report to the PIC/Committee and Team Leader, and immediately return to the Standby Area afterwards. Restrooms are available in the backstage area.

COSTUME REHEARSALS TIME

1. Costume Rehearsal is the first chance for students from all RockStar Academy to get together and practice as one big team in the actual venue.
2. Kindly check detailed rundown to know your rehearsal time. Students are allowed to go home if their scenes are done. Instructor of each team will update parents when students are ready to go home.
3. Parents are allowed to wait in the Parents Waiting Area at the lobby, but not allowed to enter audience/performance room.

OTHER PROCEDURES

1. During the Costume Rehearsal, students must wear their performing costumes (Please check details with your Instructor).
2. If your child participates in a few scenes, kindly put each set of costume in a separate plastic bag to simplify the process of costume changing. Stick a name tag on each plastic bag with the Academy, student's name and scene (For example: Central Park 2 - Babby Vishaka - Palace). Students are recommended to bring an extra outfit. Female students must wear a full inner: biker pants and tank top in nude/skin color to ease the costume changing procedure.
3. We recommend students NOT to bring any expensive items such as branded clothing, mobile phone, gadgets, or jewelry. RockStar Academy's staff are not responsible of lost or stolen items durnug the practice time.
4. Kindly make sure that every student has had breakfast before registering and entering the backstage area. Students are recommended to bring their own snacks and water.
5. Please remind your child not to sharing food during the rehearsal time. Students are recommended to stay with their team at all times.

Cheerleading Recital

ROCKSTAR ACADEMY

COSTUME REHEARSALS RUNDOWN

SESSION 1 | SATURDAY, 24 OCTOBER 2026
(KV / MI / GC / LB / LW / TC / GB / PK / AD / LE)

Stand by and Preparation : 09:00 - 10:00
Blocking and Running : 10:00 - 13:00

No.	Title	Time
0	SYNOPSIS	10:00 - 13:00
1	NATIONAL CHAMPIONSHIP FINAL	
2	THE CELEBRATION - INTERRUPTED	
3	MS. MARIA'S OFFICE	
4	THE ANNOUNCEMENT	
5	AUDITON DAY	
6	THE RESULT	
7	FIRST TEAM MEETING	
8	FIRST REHEARSAL	
9	THE CONFLICT	
10	THE BREAKING POINT	
11	COACH GIVES UP	
12	SCATTERED	
13	SHERLY REACHES OUT	
14	THE PACT	
15	ASKING FOR A SECOND CHANCE	
16	WORLD CHAMPIONSHIP	
17	AWARDING	
18	SECOND PLACE, FIRST HEART	
19	FINALE	

Cheerleading Recital

ROCKSTAR ACADEMY

COSTUME REHEARSALS RUNDOWN

SESSION 2 | SATURDAY, 24 OCTOBER 2026
(KK / CP / LP / PA / PV / AS / AB / GM / PS / CS / HS)

Stand by and Preparation : 13:00 - 14:00
Blocking and Running : 14:00 - 17:00

No.	Title	Time
0	SYNOPSIS	14:00 - 17:00
1	NATIONAL CHAMPIONSHIP FINAL	
2	THE CELEBRATION - INTERRUPTED	
3	MS. MARIA'S OFFICE	
4	THE ANNOUNCEMENT	
5	AUDITON DAY	
6	THE RESULT	
7	FIRST TEAM MEETING	
8	FIRST REHEARSAL	
9	THE CONFLICT	
10	THE BREAKING POINT	
11	COACH GIVES UP	
12	SCATTERED	
13	SHERLY REACHES OUT	
14	THE PACT	
15	ASKING FOR A SECOND CHANCE	
16	WORLD CHAMPIONSHIP	
17	AWARDING	
18	SECOND PLACE, FIRST HEART	
19	FINALE	

VENUE LAYOUT

COSTUME REHEARSALS

SATURDAY, 24 OCTOBER 2026

THE UBM GRAND AUDITORIUM, UNIVERSITAS BUNDA MULIA

Jl. Lodan Raya No.2, RT.12/RW.2, Ancol, Kec. Pademangan, Jakarta Utara, Daerah Khusus Ibukota Jakarta 14430

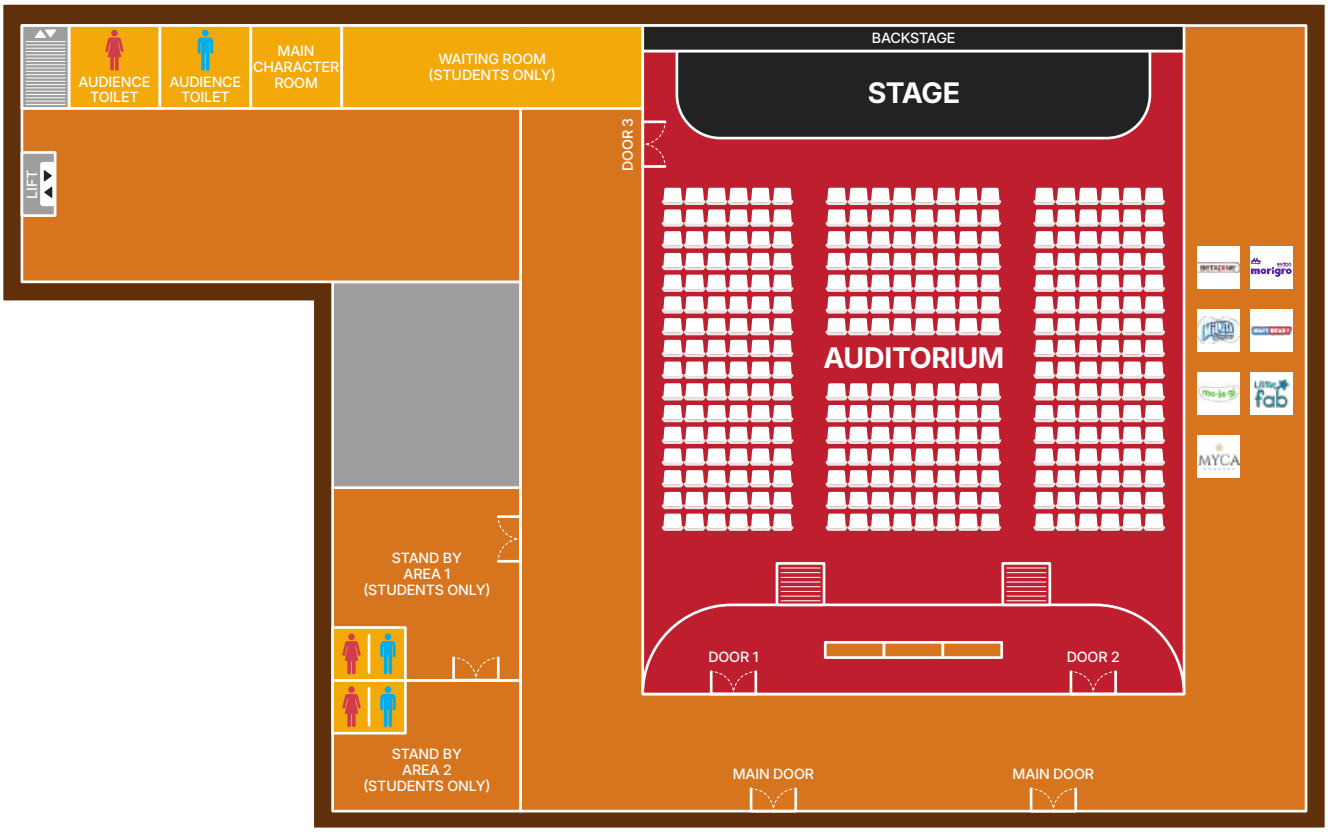

Cheerleading Recital

ROCKSTAR ACADEMY

11TH CHEERLEADING ANNUAL RECITAL 2026

CHEER GOES GLOBAL | SATURDAY, 14 NOVEMBER 2026

PREPARE YOUR CHILD WITH WATER, SNACKS, & THEIR COSTUME ORGANIZED IN A DEDICATED BAG.
ENSURE YOUR CHILD'S BAG HAS A STICKER OR LUGGAGE TAG

ARRIVE AT THE VENUE 60 MINUTES BEFORE RECITAL STARTS

FIND YOUR TEAM INSIDE AND STAY TOGETHER WITH YOUR TEAM AT ALL TIMES

STANDBY IN LINE AS A TEAM AT THE DESIGNATED AREA INSIDE THE BACKSTAGE AREA UNTIL THE CREA WILL CALL YOU TO REPARE FOR YOUR PERFORMANCE

FOLLOW THE RUNDOWN OF RECITAL

ARRIVAL & PREPARATION

1. Students must pre-register at the registration desk at their Academy. Registration won't be available at the Recital venue.
2. Prepare your child with water, snacks, and their costume organized in a dedicated bag.
3. Ensure your child's bag has a sticker or luggage tag with the Academy name, your child's name, and RGP in case it gets misplaced. For lost and found items, please check with the Academy Manager.
4. Every student is allowed to bring only 1 (one) bag. Please keep all belongings inside the bag (water bottle, snacks, etc.).
5. Parents/Guardians are not allowed to enter the Backstage Area.
6. Students are recommended to stay in their team at all times. There will be crew to manage each team during Recital time.

STANDBY TIME

1. Teams are required to wait at the designated space in the Backstage Area and wait to be called by the committee.
2. During the wait time, any participants who need to go to the restrooms must report to the PIC/Committee and Team Leader, and immediately return to the Standby Area afterwards.
   Restrooms are available in the backstage area

RECITAL TIME

1. During Recital, students are expected to be familiar with the venue and flow as they would have gone through Costume Rehearsal at the same place.
2. Recital will last for approximately 90-120 minutes. Rundown will be very strict and tight as we have two (2) shows running on one day.
3. Parents are not allowed to enter the backstage area. Parents will pick up their child/children at the stage after the show ends.
4. Neither parents nor students are not allowed to go back to the backstage after the show to avoid clashing with another performers preparing for the next show.
5. All students are required to stand by until the end of the show.

TICKET BOX

1. Tickets are available for sale on Tiket.com.
2. Kindly check and ensure your child/children's show time before purchase to make sure purchase of the correct tickets.
3. Ticket Box for ticket redemption process is located at the lobby.
4. Parents are recommended to exchange their tickets as early as possible as there might be queue.

OTHER PROCEDURES

1. Kindly put each set of costume in a separate plastic bag to simplify the process of costume changing. Students are recommended to bring an extra outfit. Female students must wear a full inner: biker pants and tank top in nude/skin color to ease the costume changing procedure.
2. Students must arrive in their first costume with full make up. Parents are suggested to prepare their child/children at home because of the limited space available for preparation at the venue.
3 Make Up Artists are available at the back stage for Main Characters only.
4. Kindly put all belongings into one (1) big cabin size suitcase and put a name tag & home gym (For example: Central Park 2 - Babby Vishaka) on the suitcase.
5. We recommend students NOT to bring any expensive items such as branded clothing, mobile phone, gadgets, or jewelry.
6. Committee will manage all suitcases after the show and have them ready for pick up/claim at the lobby after the show. Students/parents are not allowed to enter the backstage again after the show because the area is prepared for performers of the next show.
7. Kindly make sure that every student has had breakfast before registering and entering the backstage area. Students are recommended to bring their own snacks and water. Please remind your child not to sharing food during the rehearsal time

---

CERTIFICATES & RECITAL VIDEO

1. Every performer will receive a Recital Certificate of Participation, 1 (one) month after the event.
2. Recital 2026 Full-length Videos are FREE for ALL ticket holders and will be sent to your personal email 1 (one) month after the Show. For those interested, the video will also be available for purchase starting 1 (one) month after the event. Further information in regards to Video Order and Price will be informed via email.

IMPORTANT UPDATE

1. **Parent Preparation:** Parents from each Academy will be called to prepare in advance.
2. **Stage Photo Spot:** Parents should stand at the designated spot to capture photos when their Academy is announced. Each Academy will have 3 minutes on stage for parent photography.
3. **Exit and Pick-Up:** After taking photos, parents will exit to the main gate and wait at the specified spot. Children will then be directed to this area for pick-up & Bag Area.

RECITAL RUNDOWN - 14 NOVEMBER 2026

TIME	SHOW DAY	RECITAL & HOME ACADEMY
08:00 - 10:00	Show 1 - Stand By & Preparation	Cheer Goes Global (Session 1)
10:00 - 12:00	Show 1 - Cheer Goes Global	KV / MI / GC / LB / LW / TC / GB / PK / AD / LE
13:00 - 14:00	Show 2 - Stand By & Preparation	Cheer Goes Global (Session 2)
14:00 - 16:00	Show 2 - Cheer Goes Global	KK / CP / LP / PA / PV / AS / AB / GM / PS / CS / HS

VENUE LAYOUT

11TH CHEERLEADING ANNUAL RECITAL 2026

SATURDAY, 14 NOVEMBER 2026

THE UBM GRAND AUDITORIUM, UNIVERSITAS BUNDA MULIA

Jl. Lodan Raya No.2, RT.12/RW.2, Ancol, Kec. Pademangan, Jakarta Utara, Daerah Khusus Ibukota Jakarta 14430

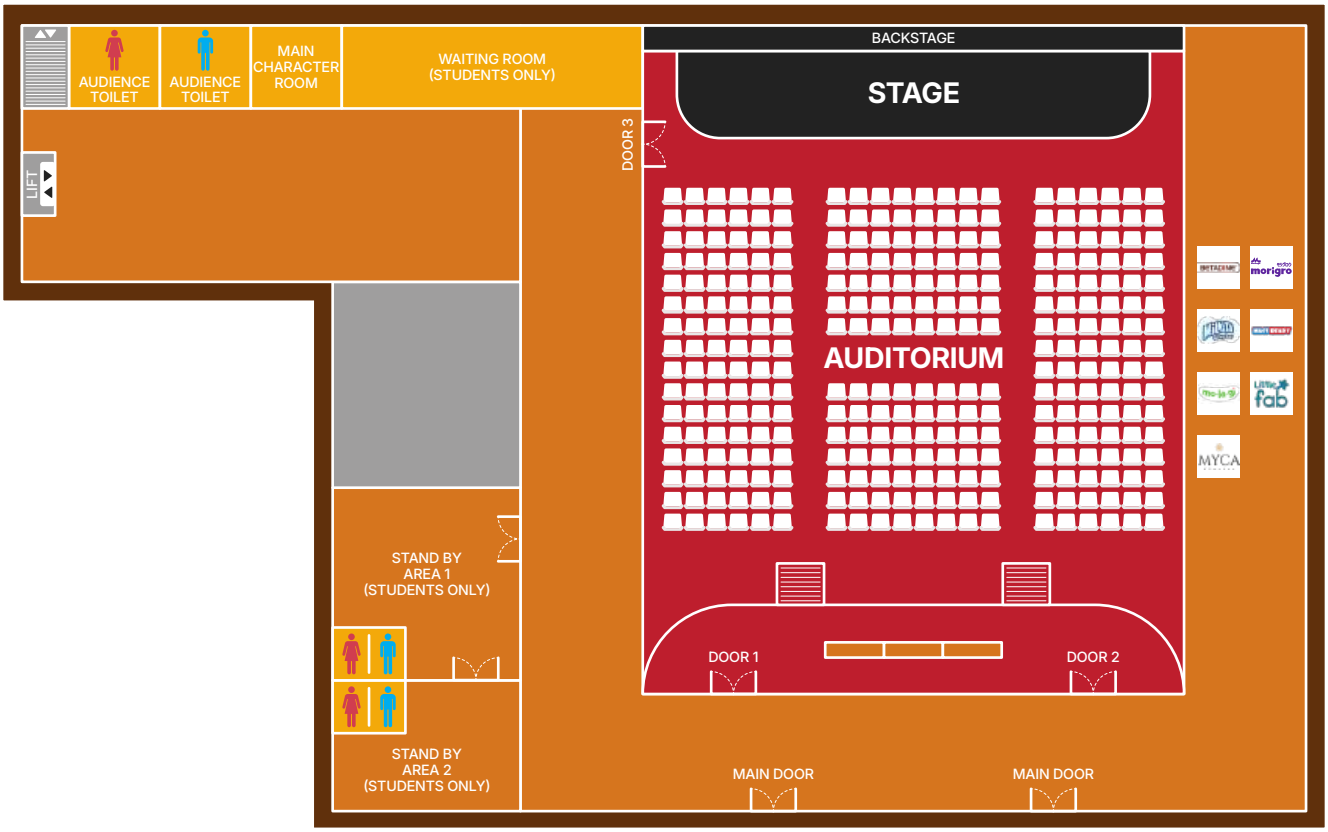

EMERGENCY PROCEDURES

The following procedures shall be implemented whenever a student is injured in the course of performance conducted at Recital.

1. The instructor shall immediately notify the health personnel present at the activity and the health personnel shall assume responsibility for the emergency treatment of the student.
2. If no health personnel are present, or if none can be immediately summoned to the student's aid, the instructor shall administer such first aid as may be necessary.
3. If the student's injury requires more than routine first aid, the instructor shall:
   A. Summon an emergency personnel.
   B. Arrange for the student's transportation to the nearest hospital.
4. The instructor or his/her designee shall promptly notify the Event Manager, the Program Coordinator, and the student's parent(s) or legal guardian(s) of the student's injury and the condition and location of the student.
5. An injured or disabled student who has been transported away from the premises must be accompanied by the instructor, a member of the Event Organizer, and the parents/guardians.

READMISSION TO COMPETITION ACTIVITIES

A student injured in the course of a performance activity will be permitted to participate in the Recital only on the written permission of the medical inspector or designated team doctor, designated health personnel who must first examine the student to determine his/her fitness to participate in performances. Written notice of that determination, signed by the medical inspector or designated team doctor as appropriate, shall be given to the student's parent(s) or legal guardian(s).

DISCLAIMER OF LIABILITY

Participation in all sports and performing arts activities—including but not limited to gymnastics, swimming, basketball, futsal, multi-sports, pickleball, table tennis, tennis, martial arts, parkour, ballet, dance, broadway, contemporary dance, and cheerleading—involves inherent risks of physical injury or health-related incidents.

While RockStar Academy and its event organizers take all reasonable precautions to create a safe and supportive environment—including the provision of qualified medical personnel on standby during events (where applicable)—we shall not be held liable for any injuries, accidents, or medical conditions that may arise during training sessions, rehearsals, or competitions.

By participating in any activity, members and their parents or legal guardians acknowledge and accept full responsibility for all associated risks and confirm that their participation is entirely voluntary.

Please ensure you have thoroughly reviewed the event guide. Submission of your registration and payment constitutes your full understanding and acceptance of all event terms and conditions.

We remain fully committed to safety and emergency readiness; however, the final responsibility lies with each participant and their parent or guardian.

ROCKSTAR ACADEMY'S EVENTS/ COMPETITIONS CODE OF CONDUCT

To maintain the integrity and spirit of the RockStar Academy's Events (Testing / Recitals) & Competitions, all participants, parents, coaches, and supporters are required to adhere to the following guidelines:

1. **Positive Conduct**
   All communication, including on social media, must reflect positivity and respect. Negative, offensive, or harmful content directed at the competition, participants, staff, or organization will not be tolerated.

2. **Judges' Decisions**
   All judges' scores and decisions are final. Participants and supporters are expected to respect these outcomes without dispute.

3. **Respect and Sportsmanship**
   Competitors, parents, and coaches must demonstrate respect toward fellow participants, staff, and opponents at all times. Good sportsmanship is a core value of this competition.

4. **Dispute Resolution**
   Any disputes, concerns, or appeals must be submitted only by email (studentcare.id@rockstaracademy.com) to the designated competition address. Such matters must not be raised during event/competition time to ensure a smooth and professional event.

5. **Compliance and Consequences**
   Failure to comply with these guidelines may result in sanctions, including the disqualification of an individual or team, at the discretion of the organizing committee.

6. **Agreement to Terms**
   By submitting payment for the event/competition, participants and their representatives acknowledge and agree to all Terms & Conditions outlined in this Guide.

© 2026. All Rights Reserved.